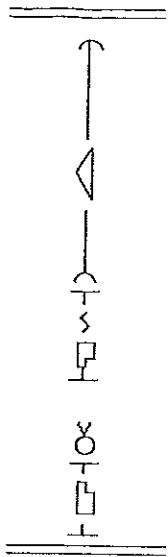
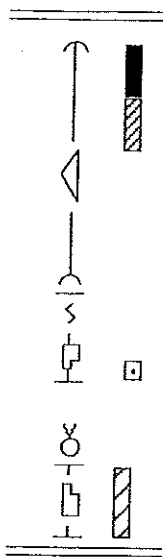


Now that you have explored, selected and ordered your dance ideas, you may want to add more information or introduce new movement material. Look at the examples below.



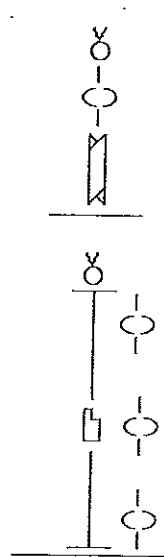
F.

F: Place a direction sign in the middle of the path sign to show the direction of the path.



G.

G: Symbols below the double barre line show starting position. Example G begins in a low level. Start in low level. Rise and travel forward at the same time. Pause. Travel backward on a zig zag path beginning in middle level. Half way through the meandering path to the left rise and sink.



H.

H: Start in a middle level. Travel forward on a straight path jumping a total of three times once at the beginning, in the middle and at the end. Pause. A single bar line shows where this phrase ends. Next, a shorter phrase, you turn either right or left, jump and pause.

TO MAKE A DANCE SCORE

Write your movement ideas on the score at right. A double bar line shows the beginning and the end of the dance. Single bar lines designate the beginning and ending of phrases which may be different lengths.

Example I: has three phrases, two short phrases and one longer phrase. Fill in the symbols to complete the motif.

In Example J: Add the symbols and the single bar lines to show your phrasing. Try out your score. Then if necessary make revisions. Share your dance with your classmates.



I. First fill in the symbols



J. First create your dance. Then notate it using the score above.

Motif Writing Vocabulary

Below is some of the vocabulary used in Motif Writing:

any path	straight path	meandering path
zig zag path	circular path	stillness, pause
expand, grow, stretch	contract, shrink, bend	twist
turn, any revolution	balance	fall
low level, down	middle level	high level, up
Directions		
left forward diagonal	forward	right forward diagonal
left side		right side
left backward diagonal		right backward diagonal
	backward	
forward low level direction	right side high direction	
any spring or elevation	2-2 jump	1- same hop
1- other leap	2-1	1-2
	sissonne	assemblé

Notes

Venable, L., Bucek L., Kipling-Brown, A., 1998 Motif Writing Workshop Resources, Columbus, 1998, p. 3.

If you want to learn more about Motif Writing /Description, "Your Move" by Ann Hutchinson Guest will give you much more information. ISBN 0-677-06365-2

University of Toronto Press
5201 Bufferin Street
North York, Ontario M3H 5T8
1-800-565-9523

To write your dance on the computer, send a disk in exchange for a copy of LabanWriter, a computer software program (MAC only) which draws the symbols. Send to: LabanWriter, Department of Dance, The Ohio State University, 1813 North High Street, Columbus, Ohio 43210-1307.